



Indeks Wolności Gospodarczej 2014



2014 Index of Economic Freedom

- Rządy prawa / Rule of Law
 - Prawa własności / Property Rights
 - Poziom korupcji / Freedom from Corruption
 - Wielkość sektora publicznego / Government Size
 - Fiskalizm / Fiscal Freedom
 - Wydatki publiczne / Government Spending
 - Efektywność regulacyjna / Regulatory Efficiency
 - Warunki dla biznesu / Business Freedom
 - Polityka monetarna / Monetary Freedom
 - Rynek pracy / Labor Freedom
 - Otwartość rynku / Open Markets
 - Handel / Trade Freedom
 - Inwestycje / Investment Freedom
 - Finanse / Financial Freedom
- 80 - 100 free
70 - 79.9 mostly free
60 - 69.9 moderately free
50 - 59.9 mostly unfree
0 - 49.9 repressed

2014 Index of Economic Freedom - Poland

- Pozycja Polski w rankingu światowym: **50**
- Pozycja Polski w 2013: 57
- Wynik Polski w punktach: 67
- Miejsce Polski w rankingu europejskim: 23

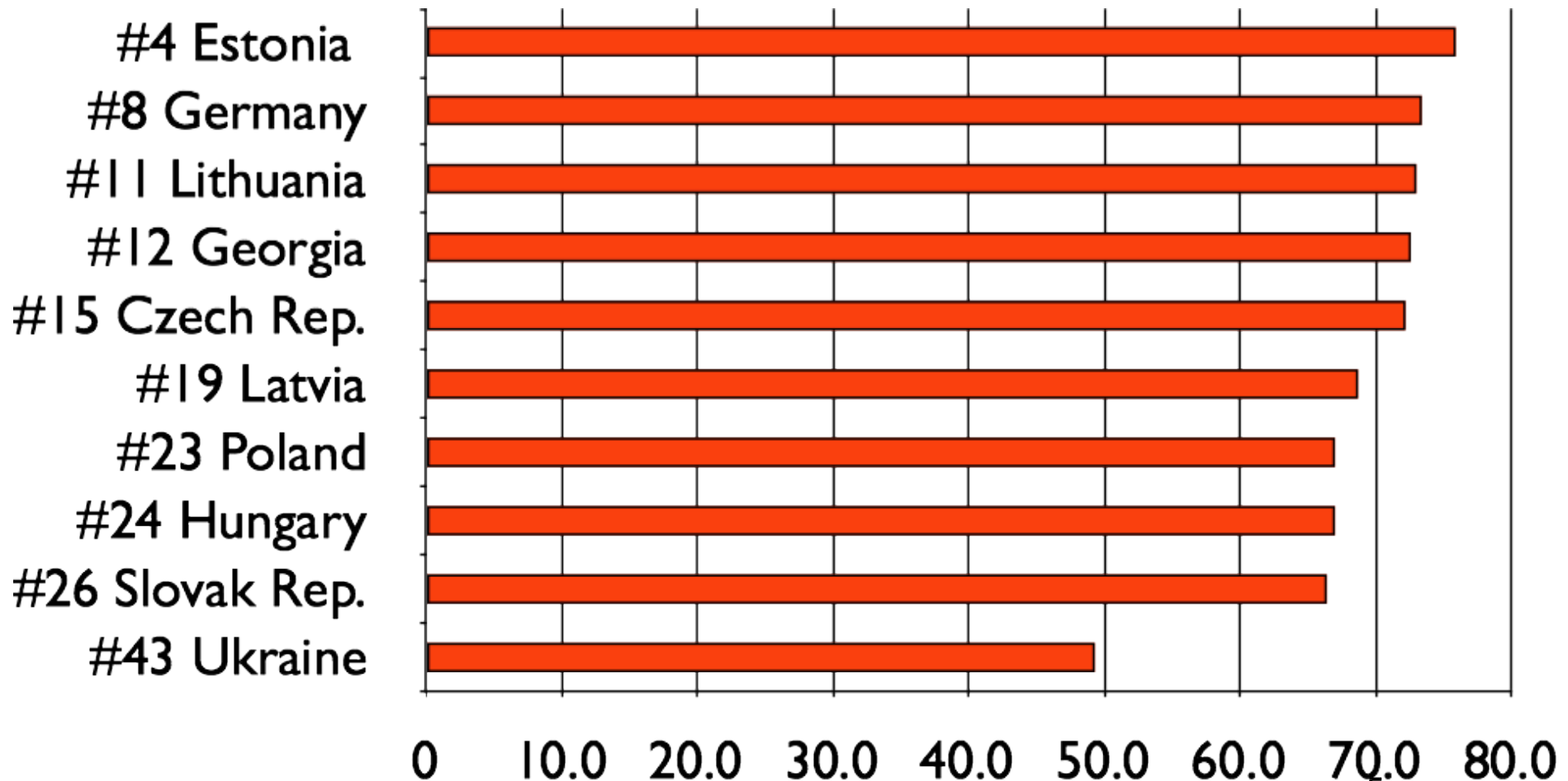
- Średni wynik dla Europy: 67,1
- Średni wynik dla wszystkich państw: 60,3
- Indeks obejmuje 186 państw, w tym 43 w Europie

Polska „UMIARKOWANIE WOLNYM” krajem

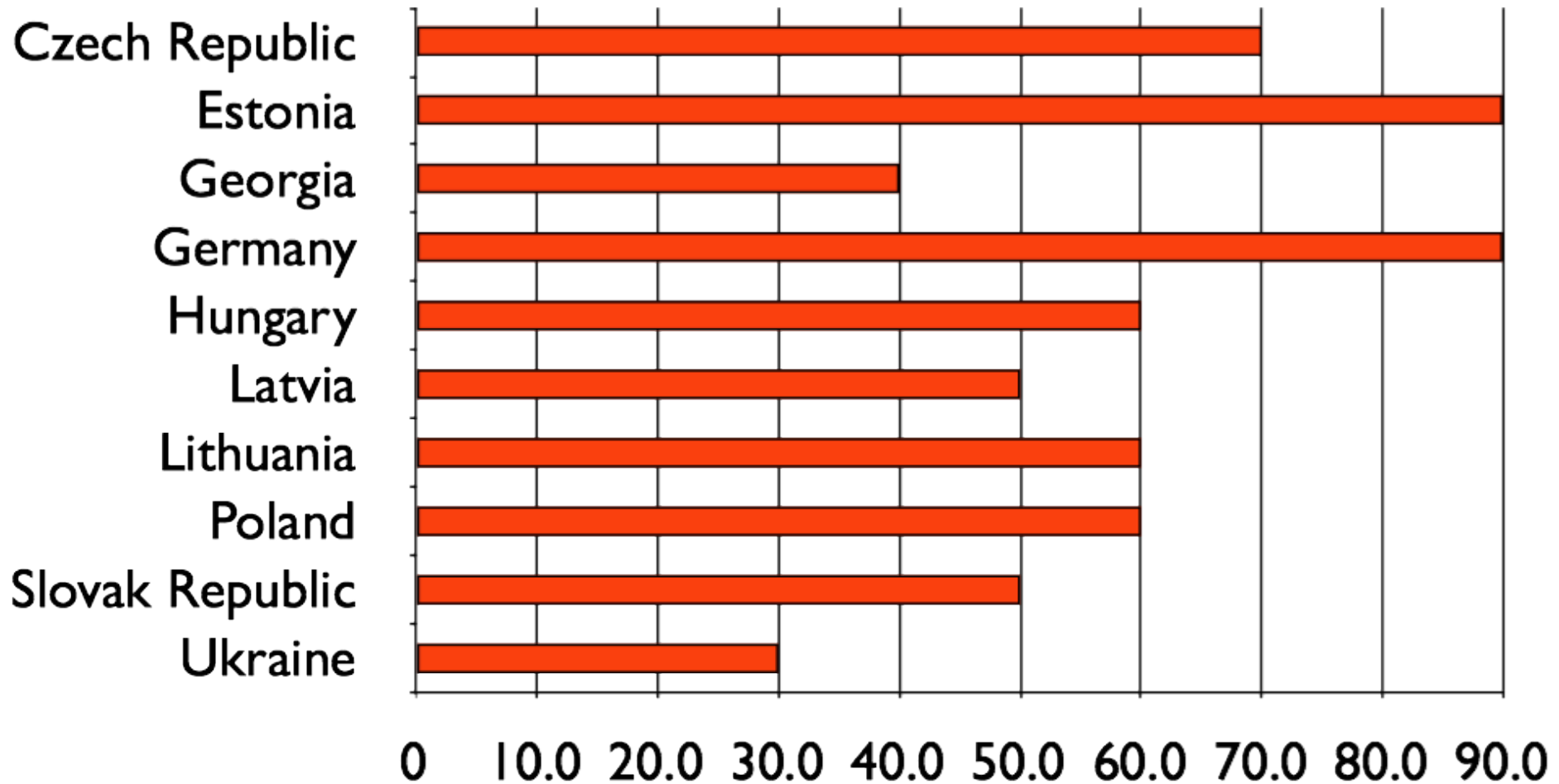
2014 Index of Economic Freedom - Poland

	Wynik	Pozycja w rankingu	Zmiana wobec roku 2013
PRAWA WŁASNOŚCI	60	41	0
POZIOM KORUPCJI	54.8	41	-0.2
FISKALIZM	76.1	114	+0.1
WYDATKI PUBLICZNE	43.2	145	+0.2
WARUNKI DLA BIZNESU	70.1	75	+6.1
RYNEK PRACY	60.4	97	-2.5
POLITYKA MONETARNA	77.8	66	+0.1
HANDEL	87.8	11	+1.0
INWESTYCJE	70	46	+5.0
FINANSE	70	19	0 ₄

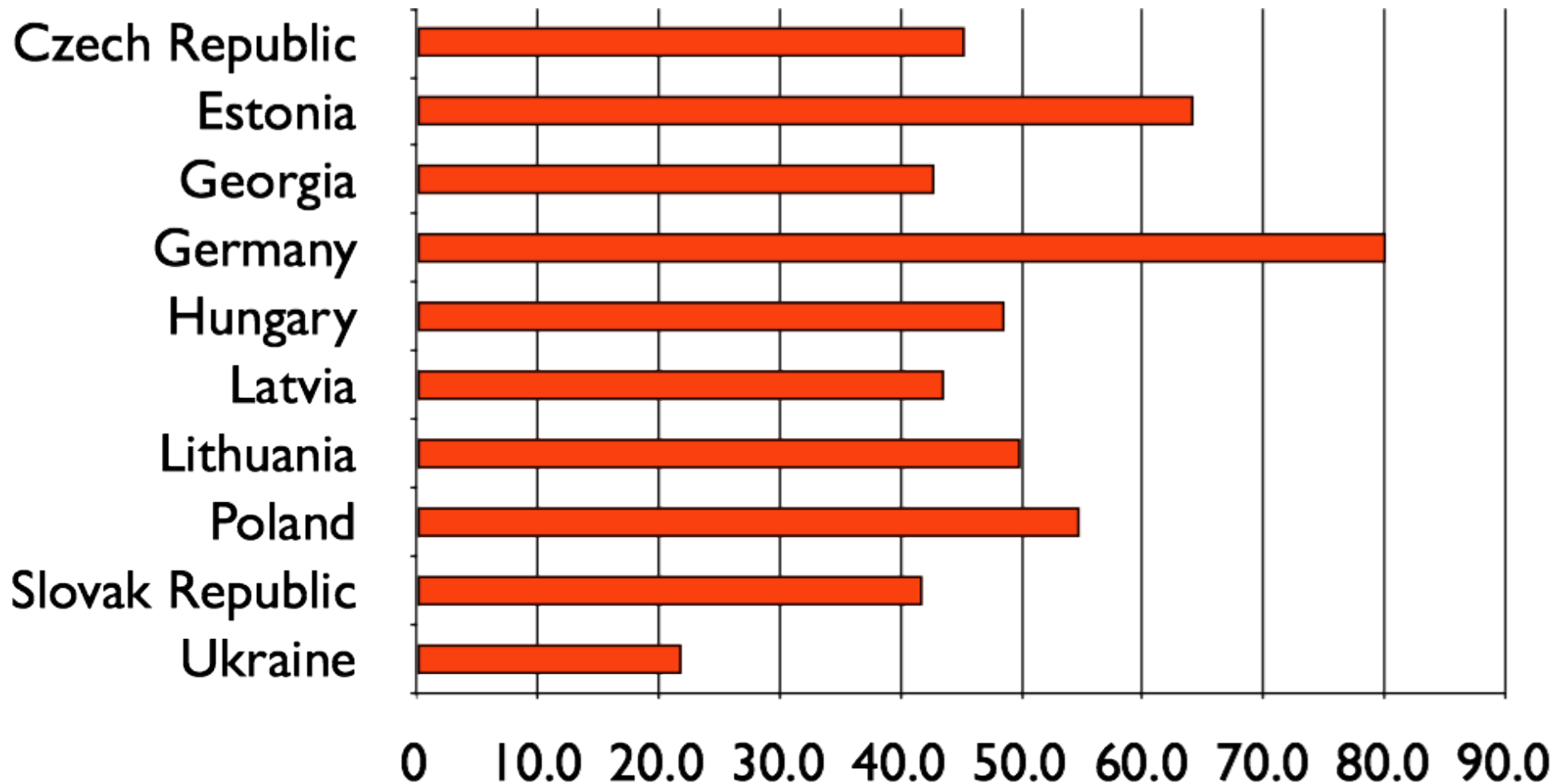
2014 Index of Economic Freedom Europe - Selected Ranking



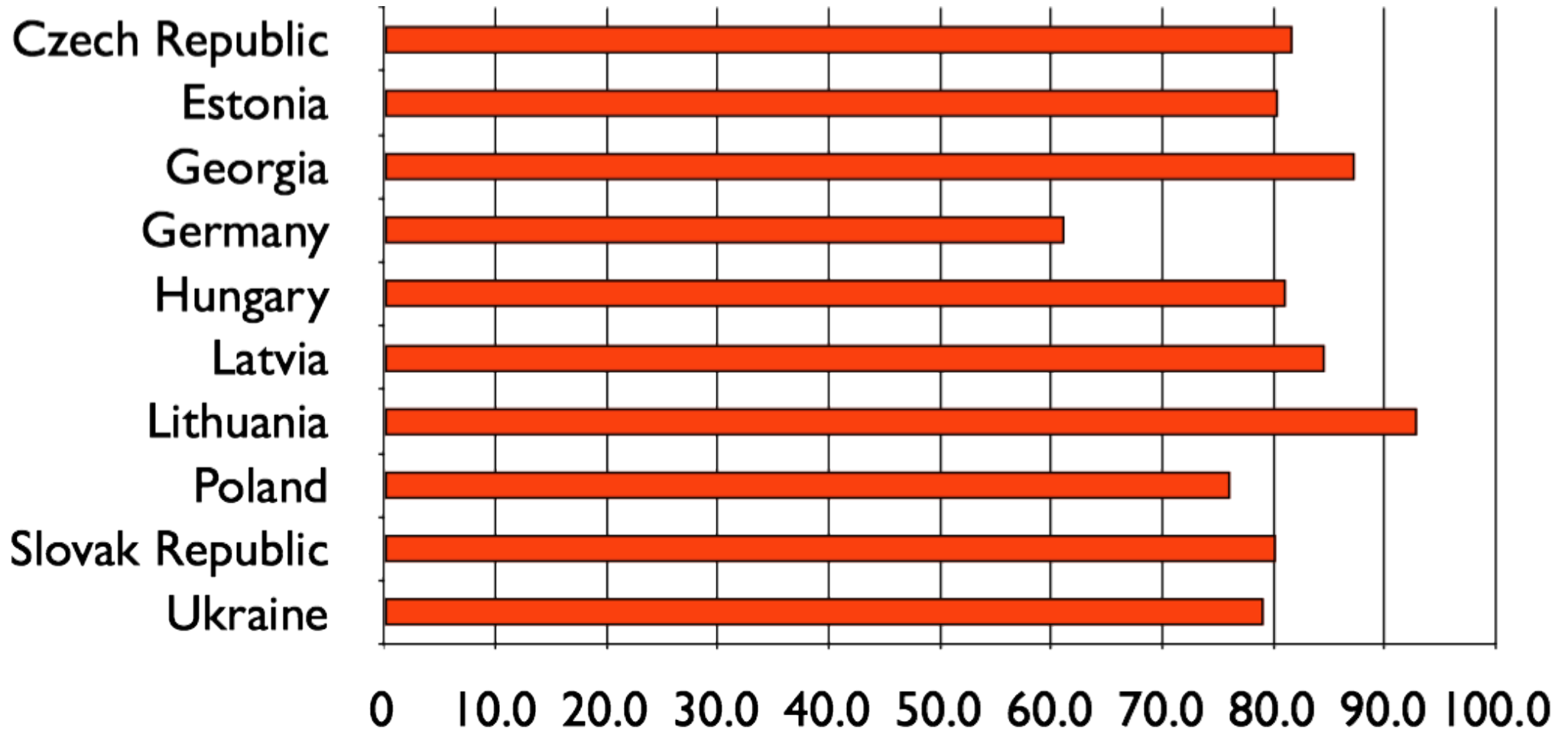
2014 Index of Economic Freedom Property Rights



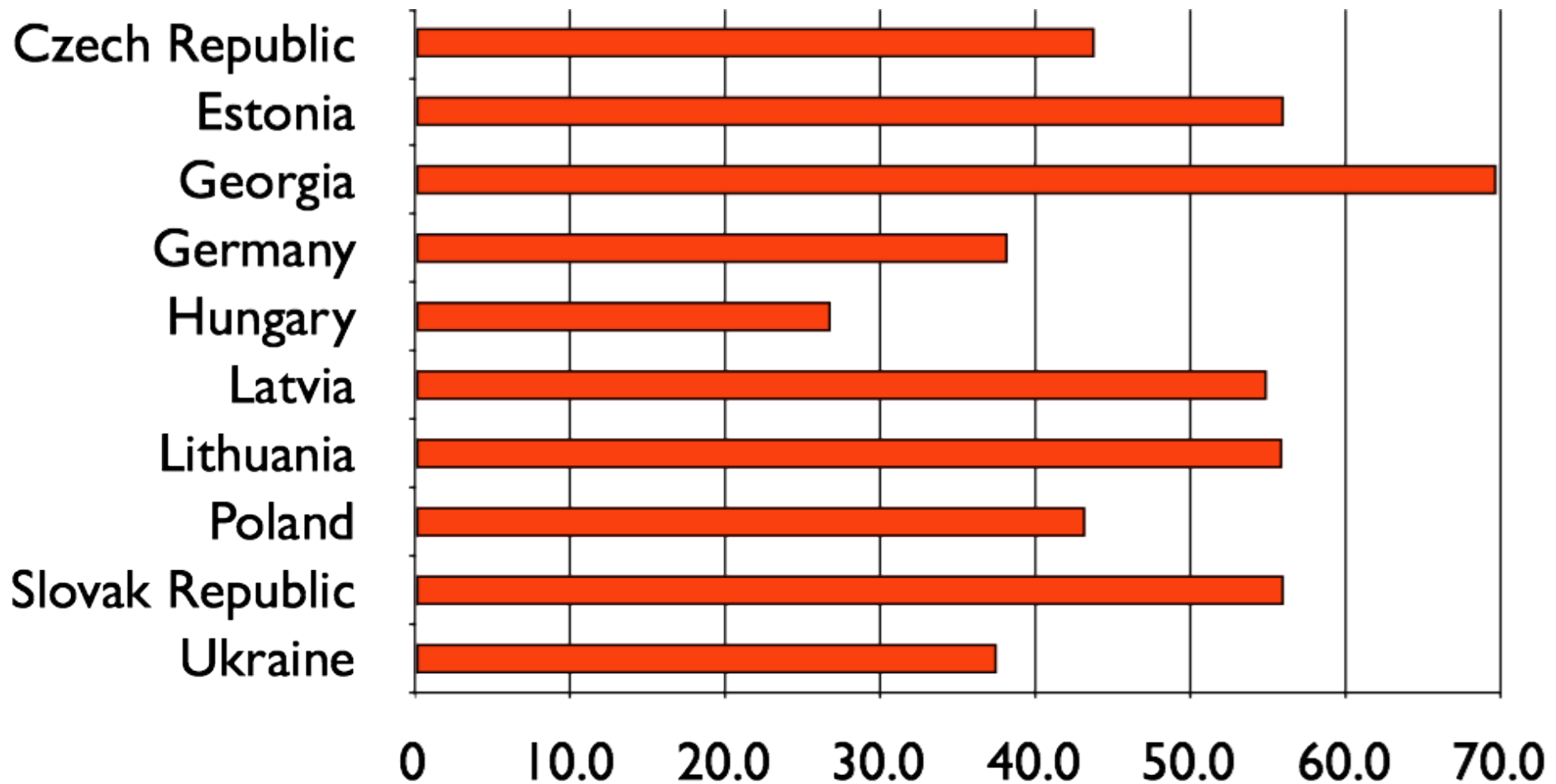
2014 Index of Economic Freedom Freedom from Corruption



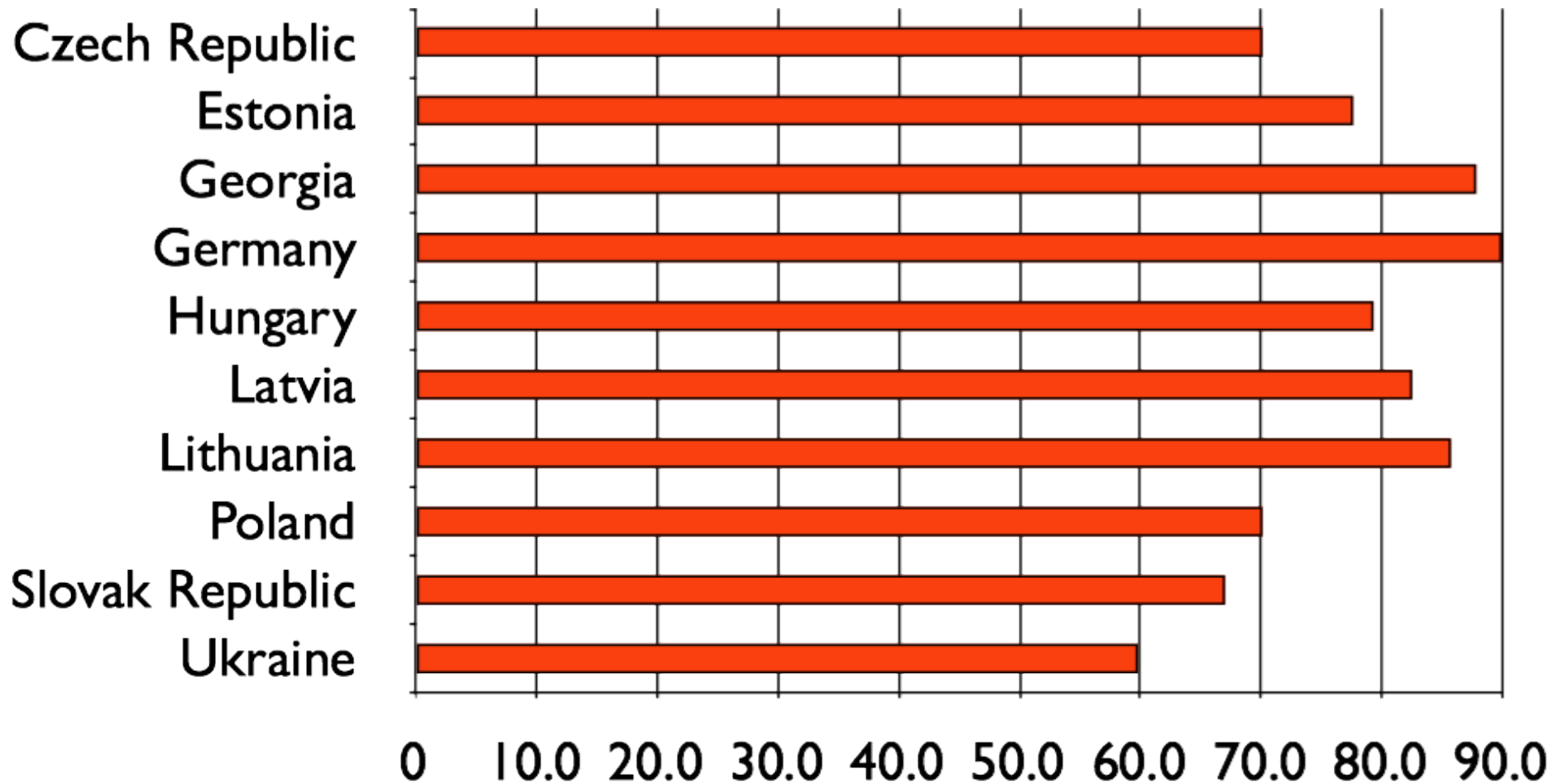
2014 Index of Economic Freedom Fiscal Freedom



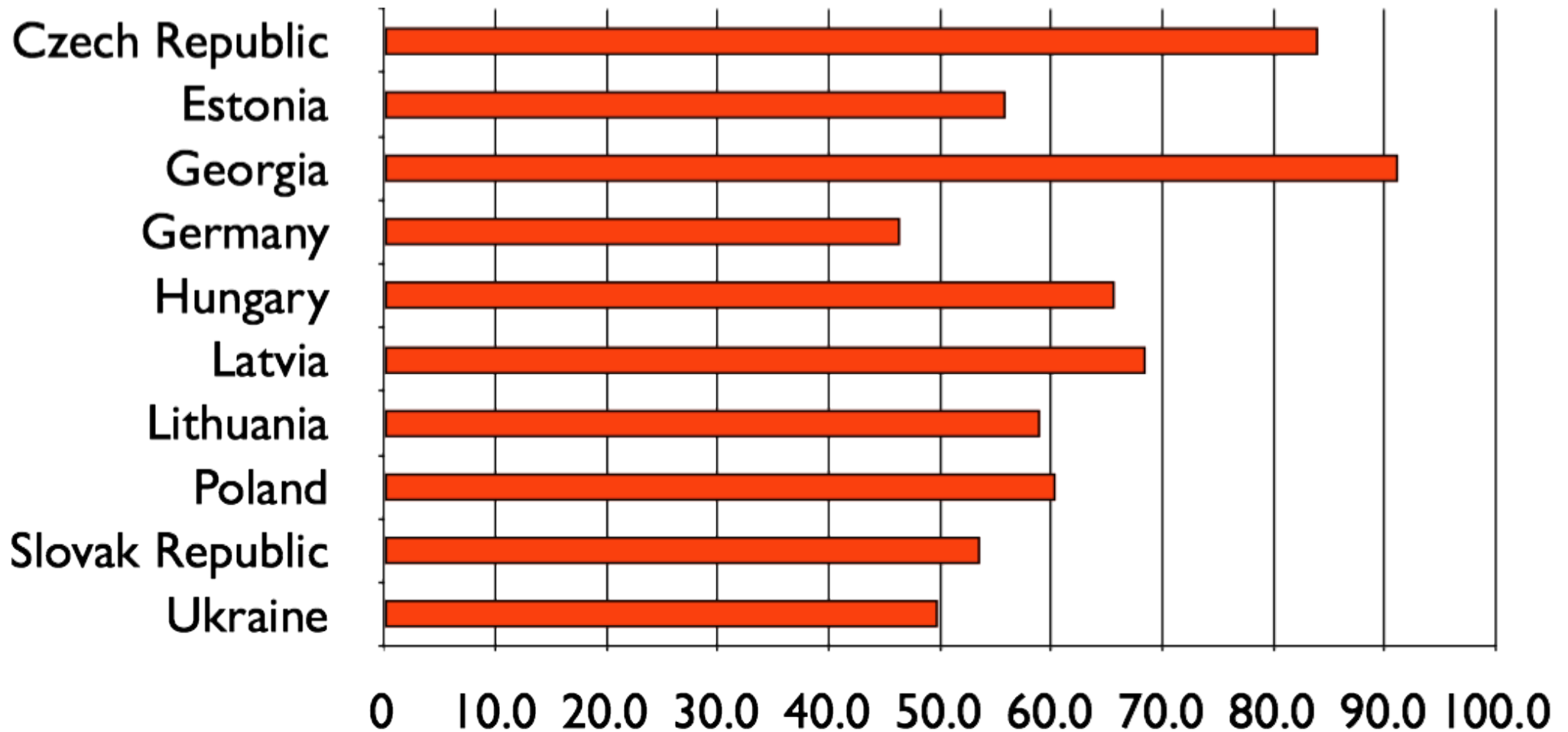
2014 Index of Economic Freedom Government Spending



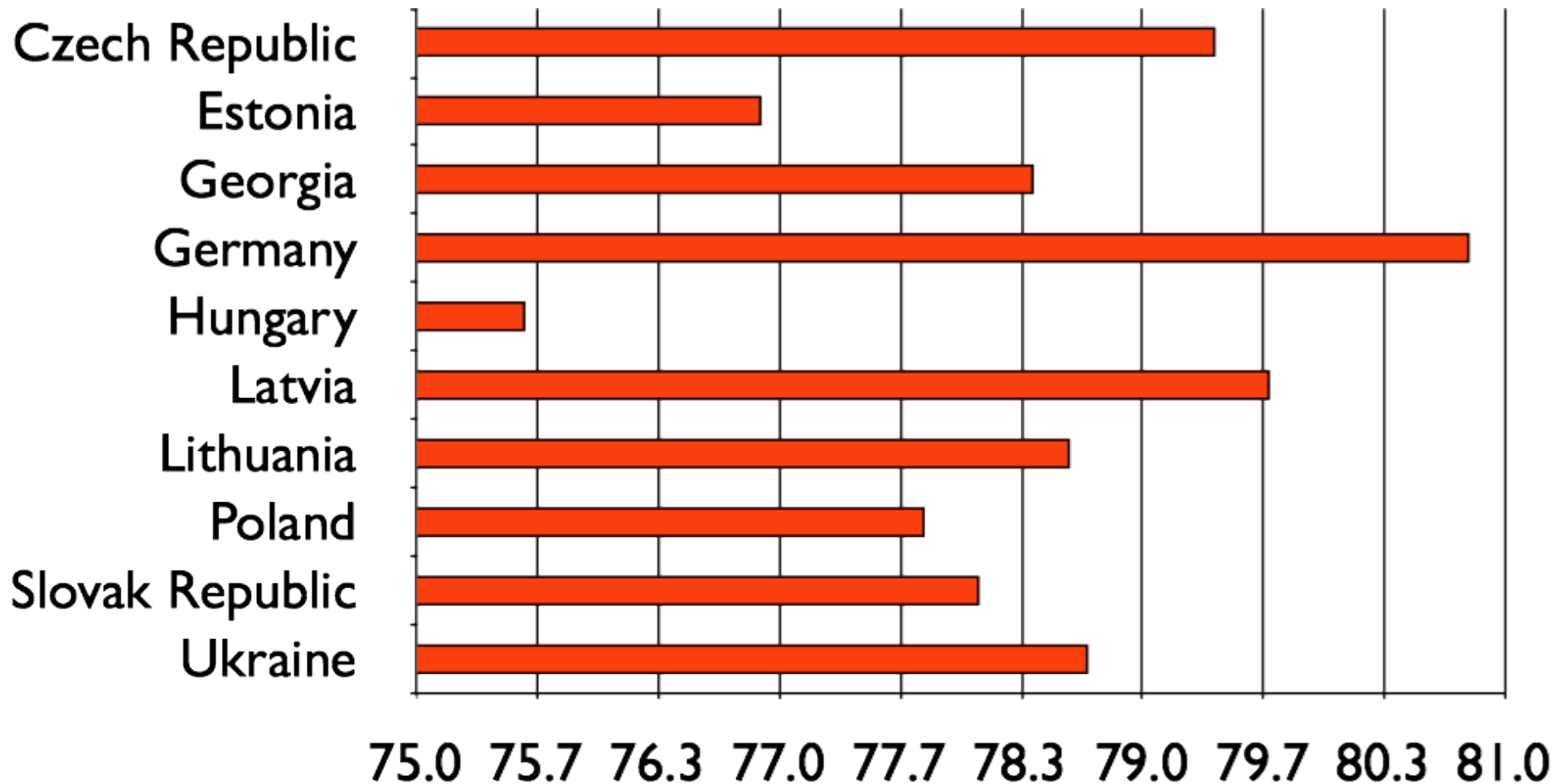
2014 Index of Economic Freedom Business Freedom



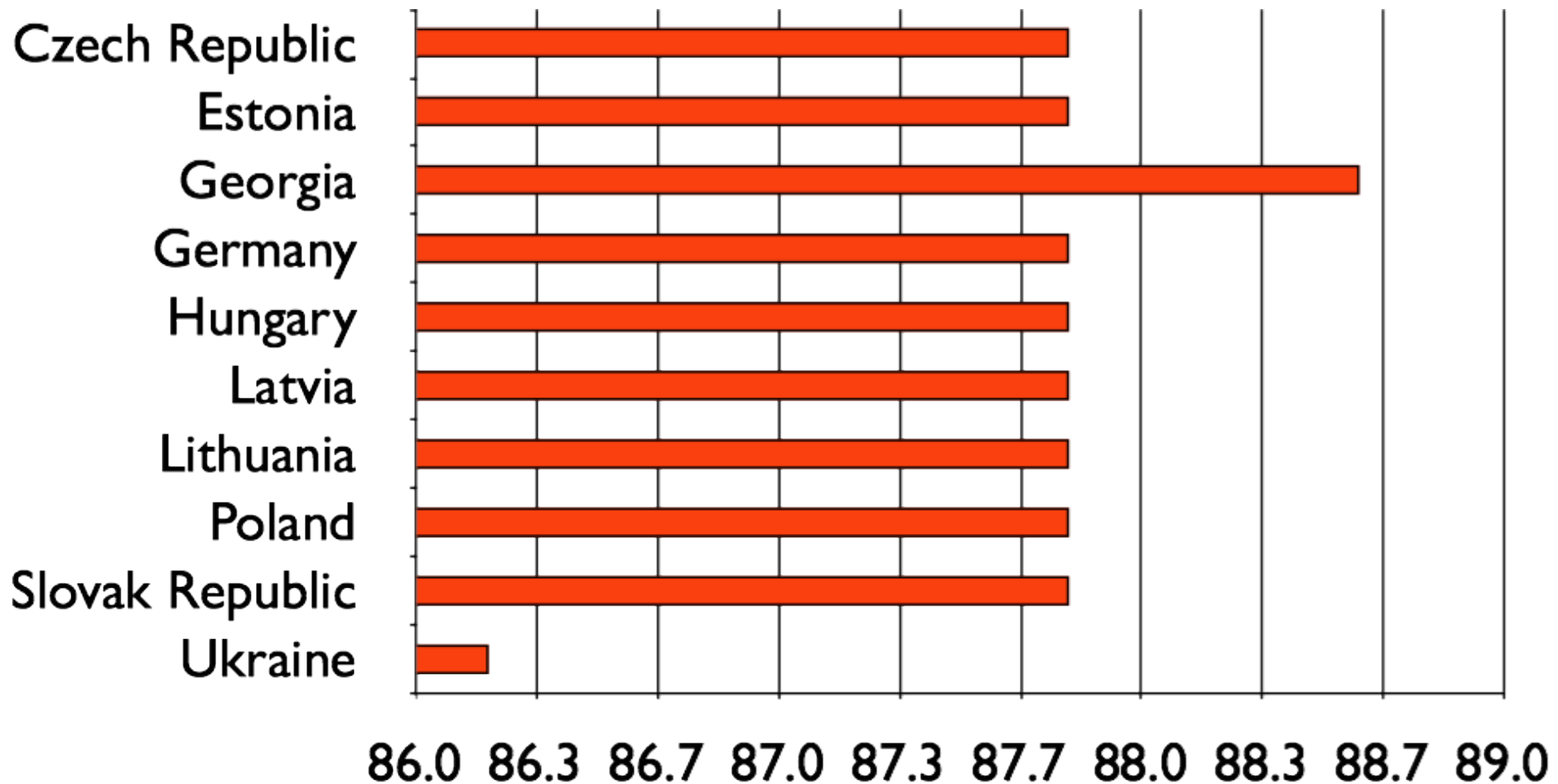
2014 Index of Economic Freedom Labor Freedom



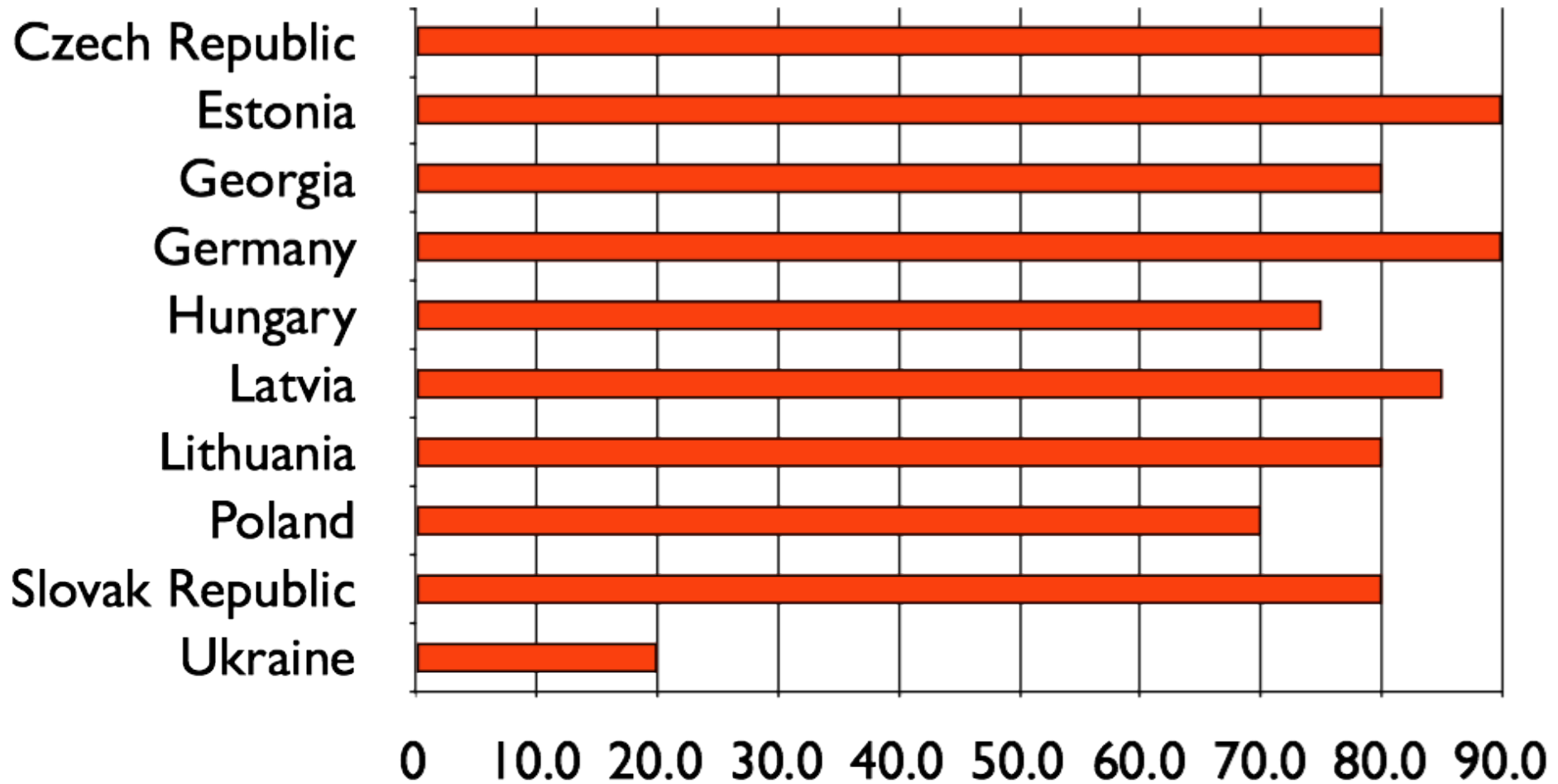
2014 Index of Economic Freedom Monetary Freedom



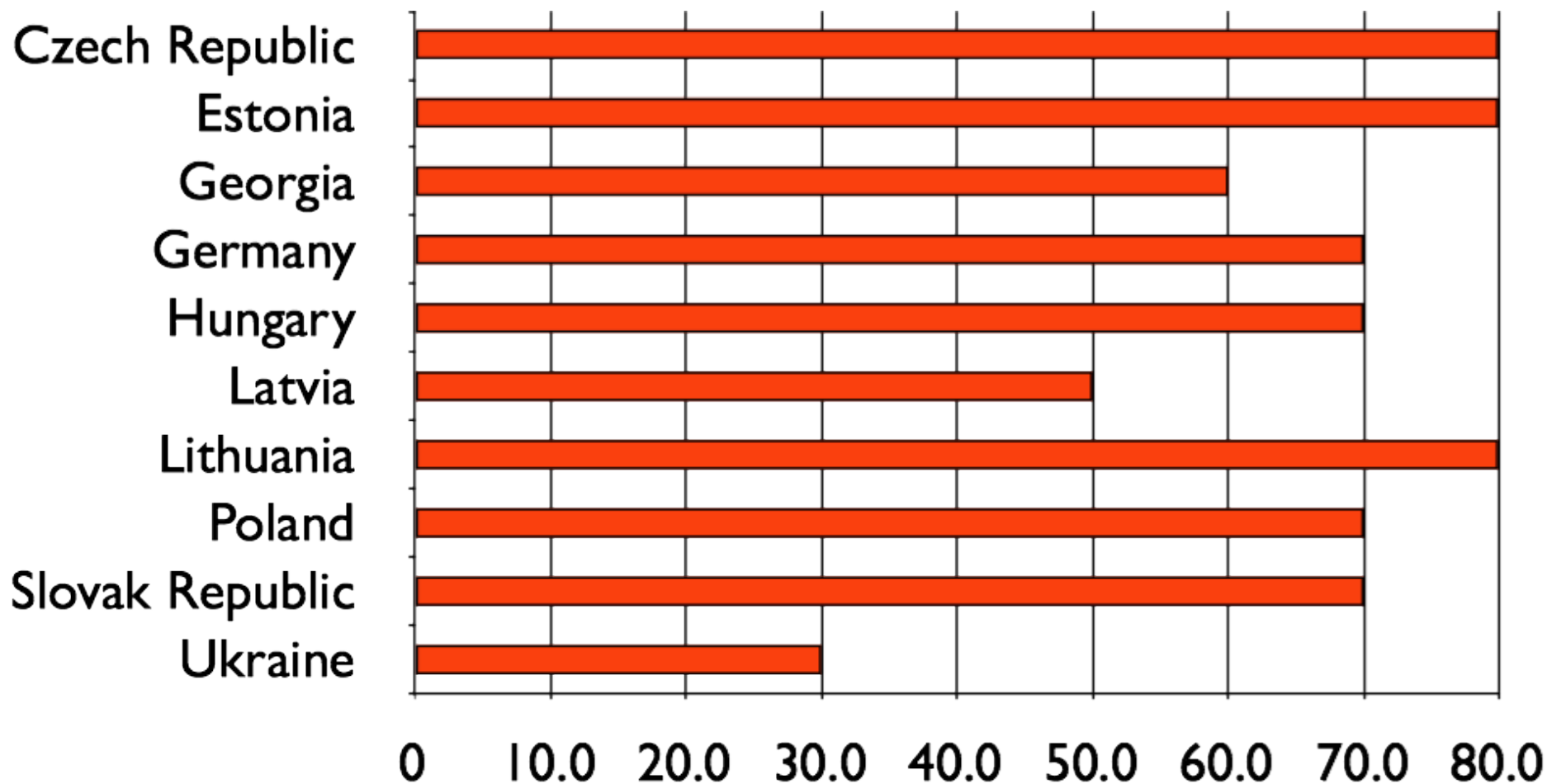
2014 Index of Economic Freedom Trade Freedom



2014 Index of Economic Freedom Investment Freedom



2014 Index of Economic Freedom Financial Freedom



Economic Freedom: Regional Variations (Regional Average)

Regional Ranking	North America (74.1)	Middle East / North Africa (61.5)	South and Central America/ Caribbean (59.7)	Asia-Pacific (58.5)	Europe (67.1)	Sub-Saharan Africa (54.6)
1	Canada	Bahrain	Chile	Hong Kong	Switzerland	Mauritius
2	United States	United Arab Emirates	Saint Lucia	Singapore	Ireland	Botswana
3	Mexico	Qatar	Colombia	Australia	Denmark	Cape Verde
4		Jordan	The Bahamas	New Zealand	Estonia	Rwanda
5		Israel	Uruguay	Taiwan	United Kingdom	Ghana
6		Oman	Barbados	Japan	The Netherlands	South Africa
7		Kuwait	Peru	Macau	Luxembourg	Madagascar
8		Saudi Arabia	Saint Vincent and the Grenadines	South Korea	Germany	Swaziland
9		Lebanon	Costa Rica	Malaysia	Finland	Zambia
10		Morocco	Jamaica	Brunei	Sweden	Uganda
11		Tunisia	El Salvador	Kazakhstan	Lithuania	The Gambia
12		Yemen	Dominica	Thailand	Georgia	Namibia
13		Egypt	Panama	Azerbaijan	Iceland	Burkina Faso

2014 *Index of Economic Freedom* World Rankings

World Rank	Country	Overall Score	Change from 2013	Property Rights	Freedom from Corruption	Fiscal Freedom	Government Spending	Business Freedom	Labor Freedom	Monetary Freedom	Trade Freedom	Investment Freedom	Financial Freedom
1	Hong Kong	90.1	0.8	90	82.3	93.0	89.7	98.9	95.5	82.0	90.0	90	90
2	Singapore	89.4	1.4	90	91.9	91.2	91.2	96.8	96.5	81.5	90.0	85	80
3	Australia	82.0	-0.6	90	87.7	64.2	62.6	94.6	79.2	80.5	86.4	85	90
4	Switzerland	81.6	0.6	90	88.1	68.9	65.7	75.4	87.4	85.2	90.0	85	80
5	New Zealand	81.2	-0.2	95	94.0	71.2	32.3	96.1	90.2	86.3	86.8	80	80
6	Canada	80.2	0.8	90	87.7	79.7	47.3	89.3	83.1	76.3	88.3	80	80
7	Chile	78.7	-0.3	90	72.3	76.5	83.8	69.3	69.3	84.1	82.0	90	70
8	Mauritius	76.5	-0.4	65	53.4	92.2	81.8	74.4	78.0	76.7	88.6	85	70
9	Ireland	76.2	0.5	90	74.8	74.0	30.6	83.4	79.5	81.7	87.8	90	70
10	Denmark	76.1	0.0	90	93.7	39.3	0.5	98.1	91.2	80.0	87.8	90	90
11	Estonia	75.9	0.6	90	64.2	80.4	56.0	77.6	55.9	76.9	87.8	90	80
12	United States	75.5	-0.5	80	72.0	65.8	48.1	89.2	97.2	75.4	86.8	70	70
13	Bahrain	75.1	-0.4	60	49.4	99.9	71.4	76.3	82.0	78.4	78.6	75	80
14	United Kingdom	74.9	0.1	90	76.4	56.6	29.5	92.0	73.1	73.5	87.8	90	80
15	The Netherlands	74.2	0.7	90	88.0	51.7	25.6	89.7	59.6	79.9	87.8	90	80



Indeks Wolności Gospodarczej 2014

